

Check-ups

Check-ups provide questions that require the student to select the correct answer or to provide a short written response.

Roll over each question in the Check-ups pictured below to reveal the related learning target from this module.

Select the file from the resources tab to print each Check-up or view the answers.

CHECK-UP

1

1. Solve the problem. Show your thinking.

$1.03 + 56 = 4 =$

2. Use the standard addition algorithm to figure out each total.

a.

T	O	t	h
	ε	.	
+	1	2	7 2
<hr/>			

b.

T	O	t	h
	l	l	ε l
+		6	4
<hr/>			

3. Complete each equation. Show your thinking.

a. $94ε - 5.06 =$

b. $5.3 - 2.7 =$

c. $6.9 - 3.25 =$

© 2010 Pearson

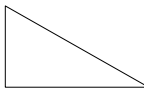
ORIGO Stepping Stones • Grade 5 • Module 5

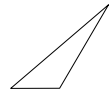
Q1 5.OA.A.1 **Q23** 5.NBT.B.7

CHECK-UP

2

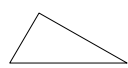
1. Write **acute**, **right**, or **obtuse** to describe each triangle.


a. 


b. 

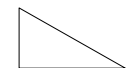
2. Read the labels then write the matching letter inside each triangle.

S - Scalene **I - Isosceles** **E - Equilateral**

a. 

b. 

c. 

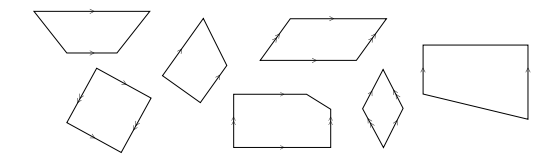
d. 

3. Color the beside the correct answer.

A square is:

- a type of rectangle and a type of rhombus.
- only a type of rhombus.
- only a type of rectangle.
- not a type of rectangle or a type of rhombus.

4. Write **P** inside each parallelogram.



© 2010 Pearson

ORIGO Stepping Stones • Grade 5 • Module 5

G14 5.G.B.3 **G34** 5.G.B.4



1. Solve the problem. Show your thinking.

$1.03 + 56 \div 4 =$

2. Use the standard addition algorithm to figure out each total.

a.

	T	O	t	h
		8	.	
+	1	2	.	7 2

b.

	T	O	t	h
	1	1	.	8 1
+		6	.	4

3. Complete each equation. Show your thinking.

a.

$9.48 - 5.06 =$

b.

$5.3 - 2.7 =$

c.

$6.9 - 3.25 =$



* Answers will vary.

1. Solve the problem. Show your thinking.

$$1.03 + 56 \div 4 = \boxed{15.03}$$

*

2. Use the standard addition algorithm to figure out each total.

a.

	T	O	t	h
		8	.	
+	1	2	.	7 2
	2	0	.	7 2

b.

	T	O	t	h
	1	1	.	8 1
+		6	.	4
	1	8	.	2 1

3. Complete each equation. Show your thinking.

a.

$$9.48 - 5.06 = \boxed{4.42}$$

*

b.

$$5.3 - 2.7 = \boxed{2.6}$$

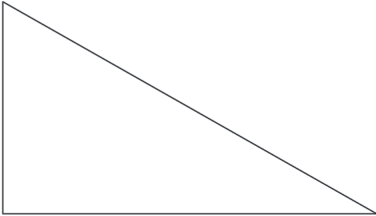
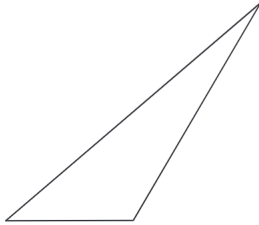
*

c.

$$6.9 - 3.25 = \boxed{3.65}$$

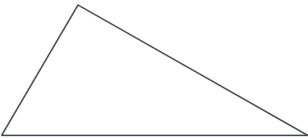
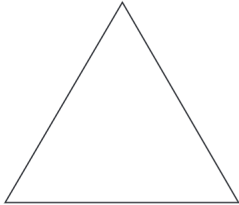
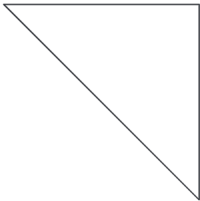
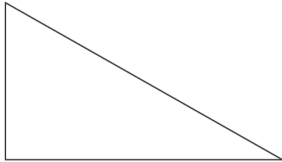
*

1. Write **acute**, **right**, or **obtuse** to describe each triangle.

<p>a.</p>  <div style="border: 1px solid black; height: 40px; width: 220px; margin-top: 10px;"></div>	<p>b.</p>  <div style="border: 1px solid black; height: 40px; width: 220px; margin-top: 10px;"></div>
---	---

2. Read the labels then write the matching letter inside each triangle.

S - Scalene
I - Isosceles
E - Equilateral

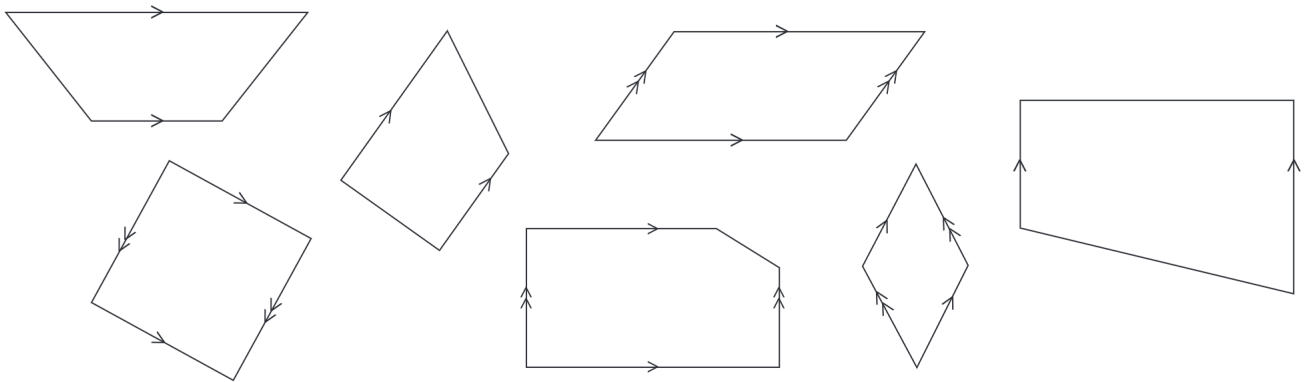
<p>a.</p> 	<p>b.</p> 	<p>c.</p> 	<p>d.</p> 
---	---	--	---

3. Color the beside the correct answer.

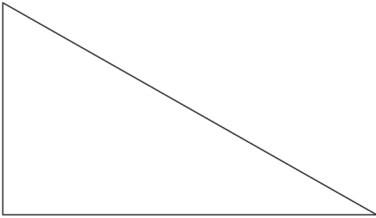
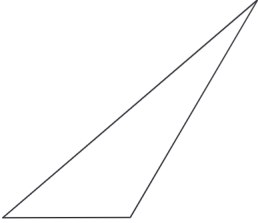
A square is:

- a type of rectangle and a type of rhombus.
- only a type of rhombus.
- only a type of rectangle.
- not a type of rectangle or a type of rhombus.

4. Write **P** inside each parallelogram.



1. Write **acute**, **right**, or **obtuse** to describe each triangle.


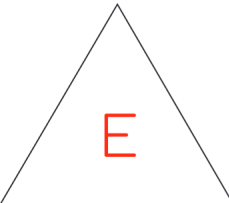
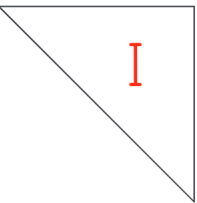

<p>a.</p>  <div style="border: 1px solid black; padding: 5px; width: fit-content; margin: 10px auto; text-align: center;"> right </div>	<p>b.</p>  <div style="border: 1px solid black; padding: 5px; width: fit-content; margin: 10px auto; text-align: center;"> obtuse </div>
--	---

2. Read the labels then write the matching letter inside each triangle.

- S - Scalene

I - Isosceles

E - Equilateral

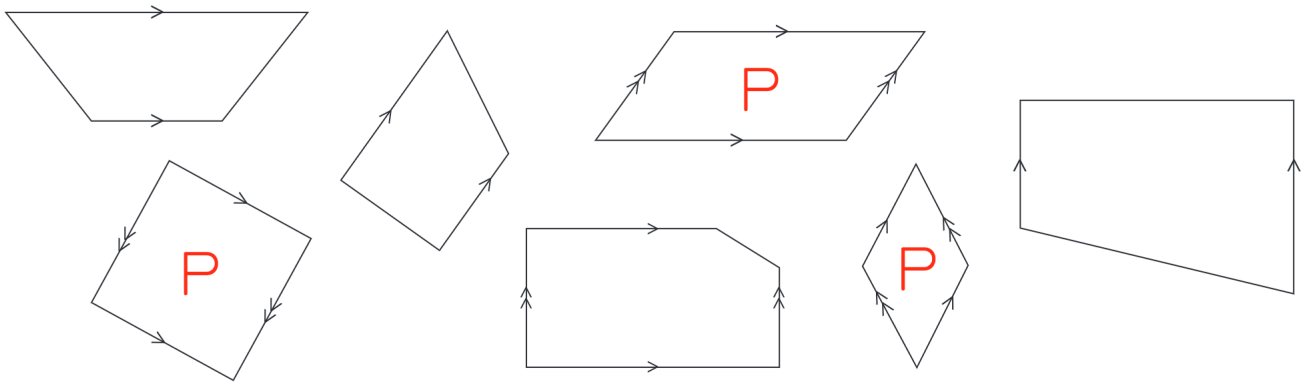
<p>a.</p> 	<p>b.</p> 	<p>c.</p> 	<p>d.</p> 
---	---	--	---

3. Color the beside the correct answer.

A square is:

- a type of rectangle and a type of rhombus.
- only a type of rhombus.
- only a type of rectangle.
- not a type of rectangle or a type of rhombus.

4. Write **P** inside each parallelogram.





1. Resuelve el problema. Indica tu razonamiento.

$1.03 + 56 \div 4 =$

2. Utiliza el algoritmo estándar de la suma para calcular cada total.

<p>a.</p> <table style="margin-left: auto; margin-right: auto; text-align: center;"> <tr> <td></td> <td>D</td> <td>U</td> <td>d</td> <td>c</td> </tr> <tr> <td></td> <td></td> <td>8</td> <td>.</td> <td></td> </tr> <tr> <td></td> <td></td> <td></td> <td></td> <td></td> </tr> <tr> <td>+</td> <td>1</td> <td>2</td> <td>.</td> <td>7 2</td> </tr> <tr> <td></td> <td colspan="4" style="border-top: 1px solid black;"></td> </tr> </table>		D	U	d	c			8	.							+	1	2	.	7 2						<p>b.</p> <table style="margin-left: auto; margin-right: auto; text-align: center;"> <tr> <td></td> <td>D</td> <td>U</td> <td>d</td> <td>c</td> </tr> <tr> <td></td> <td>1</td> <td>1</td> <td>.</td> <td>8 1</td> </tr> <tr> <td></td> <td></td> <td></td> <td></td> <td></td> </tr> <tr> <td>+</td> <td></td> <td>6</td> <td>.</td> <td>4</td> </tr> <tr> <td></td> <td colspan="4" style="border-top: 1px solid black;"></td> </tr> </table>		D	U	d	c		1	1	.	8 1						+		6	.	4					
	D	U	d	c																																															
		8	.																																																
+	1	2	.	7 2																																															
	D	U	d	c																																															
	1	1	.	8 1																																															
+		6	.	4																																															

3. Completa cada ecuación. Indica tu razonamiento.

<p>a.</p> $9.48 - 5.06 = $ <input style="width: 100px; height: 30px;" type="text"/>	<p>b.</p> $5.3 - 2.7 = $ <input style="width: 100px; height: 30px;" type="text"/>	<p>c.</p> $6.9 - 3.25 = $ <input style="width: 100px; height: 30px;" type="text"/>
--	--	---



* Las respuestas pueden variar.

1. Resuelve el problema. Indica tu razonamiento.

$$1.03 + 56 \div 4 = \boxed{15.03}$$

*

2. Utiliza el algoritmo estándar de la suma para calcular cada total.

a.

	D	U	d	c
		8	.	
+	1	2	.	7 2
	2	0	.	7 2

b.

	D	U	d	c
	1	1	.	8 1
+		6	.	4
	1	8	.	2 1

3. Completa cada ecuación. Indica tu razonamiento.

a.

$$9.48 - 5.06 = \boxed{4.42}$$

*

b.

$$5.3 - 2.7 = \boxed{2.6}$$

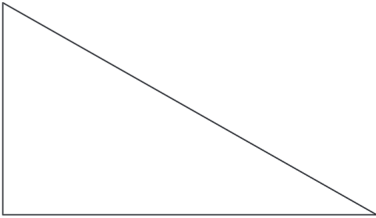
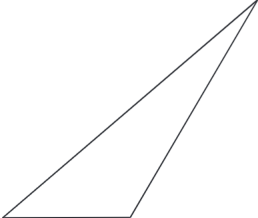
*

c.

$$6.9 - 3.25 = \boxed{3.65}$$

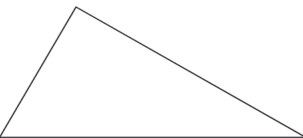
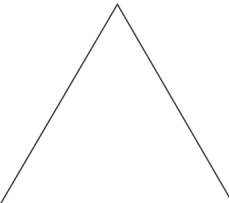
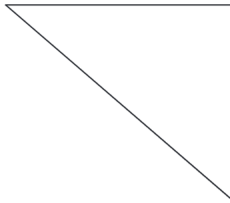

*

1. Escribe **acutángulo**, **rectángulo** u **obtusángulo** para describir cada triángulo.

<p>a.</p>  <div style="border: 1px solid black; height: 40px; width: 200px; margin-top: 10px;"></div>	<p>b.</p>  <div style="border: 1px solid black; height: 40px; width: 200px; margin-top: 10px;"></div>
---	---

2. Lee las etiquetas y luego escribe la letra correspondiente dentro de cada triángulo.

S - Escaleno
I - Isósceles
E - Equilátero

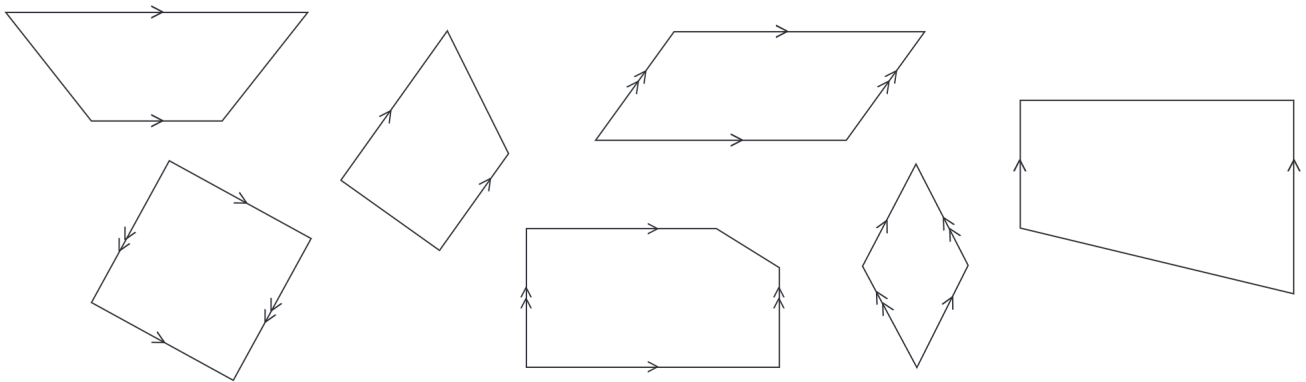
<p>a.</p> 	<p>b.</p> 	<p>c.</p> 	<p>d.</p> 
---	---	--	---

3. Colorea el junto a la respuesta correcta.

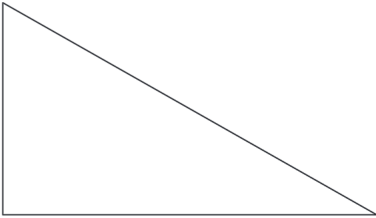
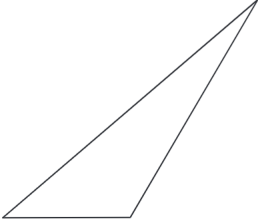
Un cuadrado:

- es un tipo de rectángulo y un tipo de rombo.
- es solo un tipo de rombo.
- es solo un tipo de rectángulo.
- no es un tipo de rectángulo ni un tipo de rombo.

4. Escribe **P** dentro de cada paralelogramo.


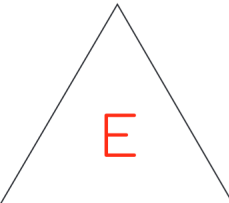
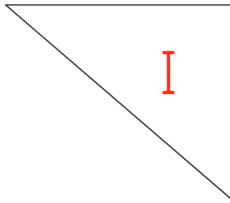



1. Escribe **acutángulo**, **rectángulo** u **obtusángulo** para describir cada triángulo.

<p>a.</p>  <div style="border: 1px solid black; padding: 5px; margin-top: 10px; text-align: center; color: red; font-weight: bold;">rectángulo</div>	<p>b.</p>  <div style="border: 1px solid black; padding: 5px; margin-top: 10px; text-align: center; color: red; font-weight: bold;">obtusángulo</div>
--	---

2. Lee las etiquetas y luego escribe la letra correspondiente dentro de cada triángulo.

S - Escaleno
I - Isósceles
E - Equilátero

<p>a.</p> 	<p>b.</p> 	<p>c.</p> 	<p>d.</p> 
---	---	--	---

3. Colorea el junto a la respuesta correcta.

Un cuadrado:

- es un tipo de rectángulo y un tipo de rombo.
- es solo un tipo de rombo.
- es solo un tipo de rectángulo.
- no es un tipo de rectángulo ni un tipo de rombo.

4. Escribe **P** dentro de cada paralelogramo.

