



Tips and fun math activities to prevent the Summer Slide in young children.

What is the Summer Slide?

"All children, but especially young children, need to keep practicing math in summer. But, this practice time should be fun!"

The Summer Slide is a very real issue, especially in mathematics instruction where students lose an average of 2.6 months of learning.

To help avoid the Summer Slide, but keep the fun in your summer vacation, the math education experts at ORIGO Education have compiled a list of activities and resources for parents to do with their young children.

"Summer is an ideal time to mix fun with learning. Parents can mix up math in the kitchen, on the sidewalk, even at the beach!"



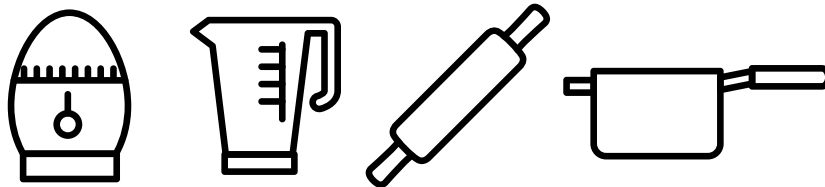
Beat the Summer Slide Activities

Measure and Cook

1. Why not get into the kitchen and try some child-friendly recipes together? Recipes are a great way of teaching kids about volume and measurement! Math skills are reinforced when children need to find the proper measurements for liquid and dry ingredients.

Additional challenge: double a recipe or divide a recipe in half.

2. Fill up a large bucket of water and ask your child to measure the water into another bucket using volume measurements.
3. Look at how many ounces are in a juice or milk container. Determine how many 5 oz. cups can be poured. Change to 6 oz., 8 oz. and so on.






Beat the Summer Slide Activities

Chalk-up Math

"Parents can turn playtime into learning time with some simple tweaks on the classic games and toys."

Sidewalk chalk games and art provide a great opportunity to count and learn about shapes and sizes.




1. Draw a normal hopscotch board. Place the numbers in each square based on the challenge.
 - Basic addition - Hop through the squares and add up the numbers along the way.
 - Skip count by 2 - Place odd numbers on the board to make it harder.
 - Multiple by 5s. - Place in wrong numbers as a challenge.
2. Draw a number line 0-20. Start at 0. Draw number cards or roll a dice and add to move forward to the correct number. Winner must land directly on 20 without going over 20. Example: If on 17 and a 4 is rolled, don't move. Wait for the correct count to land exactly on 20. Make it harder by mixing in subtraction.
3. Draw shapes on the sidewalk. Depending on their age, ask your child to: identify the shape, find the perimeter, find the area, calculate the volume (3 dimensional).



Beat the Summer Slide Activities

Measure and Graph Garden

Choose 3-4 different types of flower seeds and plant them in the ground or in planters. Label the seeds. Make a chart and label with type of flower, date and measurement. As each seed starts to sprout, record the date and measure the sprout. Continue measuring until all seeds have sprouted and the first flower blooms from each type of seed. Answer questions like: Which seed sprouted first? Last? How much taller was the first sprout compared to the last sprout? Draw a bar graph using the date collected.





Beat the Summer Slide Activities

Coin Count

1. Guessing Jar – Guess the number of coins in the jar
2. Coin Toss – Take coins out of jar. Each player tries to toss 10 coins in the jar. Any coins that go out of the jar are given to the next player. Continue until all coins are tossed. Players add up the coins collected from the missed throws Easy: add the total number of coins. More difficult: add the value of the coins.
3. Hide and Seek - Take coins and hide them. Kids seek the coins and count their finds to see who has the most. Easy: add the total number of coins. More difficult: add the value of the coins.



“The best math activities involve using multiple senses like smell and touch. This multisensory play time cements deeper understanding of fundamental math skills like recognizing proportions, estimation skills, measurement skills, and number sense.”

Other Ideas


- 1. Sort, Count and Stack Legos**
Sort Legos by color or shape. Stack and measure height of different Lego stacks.

- 2. Mix and Match Buttons**
Group buttons by color. Make piles of 5 and 10 and add.

- 3. Grocery Store**
Make lists with quantities needed. Count and subtract from list as items are added to the cart.

- 4. Egg Carton**
Mark egg carton slots 1-12. Insert two marbles, close the lid and shake. Open and add the two numbers together wherever the marbles land. Numbers can also be multiplied or subtracted.

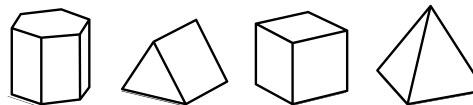
- 5.** Tell time using a clock with hands.



- 6.** Practice adding and subtracting with Monopoly money.

- 7.** Use different shaped geometric shaped cookie cutters to cut and make patterns in Play-doh.

- 8.** Sculpt 3-dimensional shapes.



- 9. License Plate road games**
Add up total numbers or closest to a target number.

- 10.** Play card games like Blackjack.

- 11.** Visit a museum and create number or shape-themed scavenger hunts.

Inspirational Viewing

The **ORIGO One** video series is a collection of engaging, colorful and easy-to-understand one minute films that explain some core math concepts at each grade level.

Click here to see our collection of videos: [ORIGO One video series](#)



Additional References

[Use Coin-Based Games to Teach Money Skills](#)

[Egg Carton Math Games First Grade](#)

[15 Math Games in 15 Minutes or Less](#)

[10 Ways to Build Math Skills This Summer](#)