

Just Give Me the Facts

But with Understanding Rather than Gimmicks!

James Burnett

NUMBER FACT STRATEGIES

ADDITION

- Count-on 1, 2 and 0
- Doubles and near doubles
- Make ten

SUBTRACTION

- Think addition

TEACHING SEQUENCE

- Introduce (see page 2)
- Reinforce (see page 2)
- Practice (see page 4)
- Extend (see page 4)

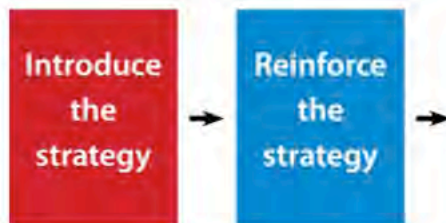
The Introduce Stage



This stage involves the use of concrete materials and pictorial representations to model the strategy.

At this first stage, ORIGO resources also include **contextual situations** to provide meaning.

The Reinforce Stage

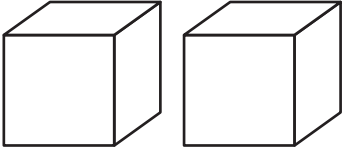
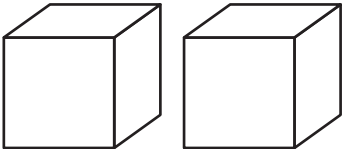
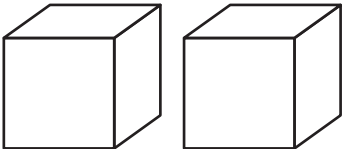
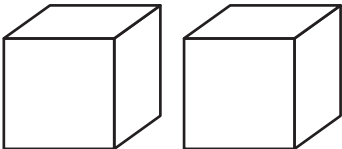
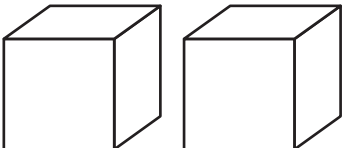


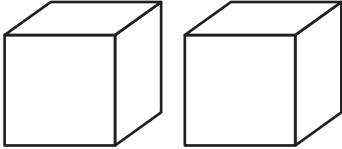
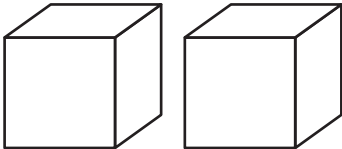
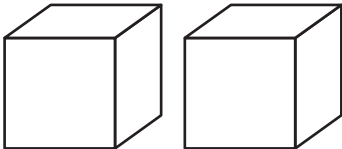
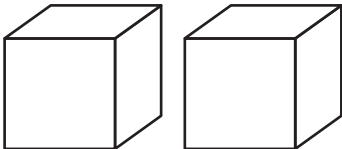
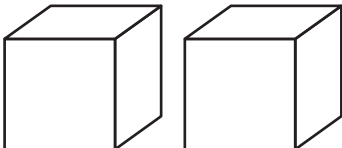
This stage provides the opportunity for the students to assimilate and internalize the strategy.

It is an additional link using pictorial models between the introductory work and the symbolic.

REINFORCE: Count on 1 and 2

- Roll your number cubes and count on 1 or 2.
- Find your answer below.
- Write your numbers on the number cubes. Write the number fact.

 ___ + ___ = 11
 ___ + ___ = 5
 ___ + ___ = 9
 ___ + ___ = 8
 ___ + ___ = 7

 ___ + ___ = 6
 ___ + ___ = 8
 ___ + ___ = 7
 ___ + ___ = 6
 ___ + ___ = 10

Cube A: 4, 5, 6, 7, 8, 9

Cube B: 

The Practice Stage



This stage aims to develop accuracy and increase 'speed' of recall.

In this stage, a range of different types of written and oral activities is used.

The Extend Stage



This stage moves the strategy to examples beyond the number fact range, including computation with decimals.

REINFORCE: Double-add-1

11	19	13	15
13	9	17	19
17	11	15	9

Cube: 4, 5, 6, 7, 8, 9 (Same as previous game)

INTRODUCE: Make Ten

REINFORCE: Make Ten

- Roll your number cubes and write the fact below the example in the grid that will help you figure out the answer.
- Write the answer to both facts.

$10 + 6 = \underline{\quad}$ $\underline{\quad} + \underline{\quad} = \underline{\quad}$
$10 + 5 = \underline{\quad}$ $\underline{\quad} + \underline{\quad} = \underline{\quad}$
$10 + 5 = \underline{\quad}$ $\underline{\quad} + \underline{\quad} = \underline{\quad}$
$10 + 4 = \underline{\quad}$ $\underline{\quad} + \underline{\quad} = \underline{\quad}$
$10 + 4 = \underline{\quad}$ $\underline{\quad} + \underline{\quad} = \underline{\quad}$
$10 + 3 = \underline{\quad}$ $\underline{\quad} + \underline{\quad} = \underline{\quad}$
$10 + 3 = \underline{\quad}$ $\underline{\quad} + \underline{\quad} = \underline{\quad}$
$10 + 2 = \underline{\quad}$ $\underline{\quad} + \underline{\quad} = \underline{\quad}$
$10 + 1 = \underline{\quad}$ $\underline{\quad} + \underline{\quad} = \underline{\quad}$


$10 + 6 = \underline{\quad}$ $\underline{\quad} + \underline{\quad} = \underline{\quad}$
$10 + 5 = \underline{\quad}$ $\underline{\quad} + \underline{\quad} = \underline{\quad}$
$10 + 5 = \underline{\quad}$ $\underline{\quad} + \underline{\quad} = \underline{\quad}$
$10 + 4 = \underline{\quad}$ $\underline{\quad} + \underline{\quad} = \underline{\quad}$
$10 + 4 = \underline{\quad}$ $\underline{\quad} + \underline{\quad} = \underline{\quad}$
$10 + 3 = \underline{\quad}$ $\underline{\quad} + \underline{\quad} = \underline{\quad}$
$10 + 3 = \underline{\quad}$ $\underline{\quad} + \underline{\quad} = \underline{\quad}$
$10 + 2 = \underline{\quad}$ $\underline{\quad} + \underline{\quad} = \underline{\quad}$
$10 + 1 = \underline{\quad}$ $\underline{\quad} + \underline{\quad} = \underline{\quad}$

Cube A: 8, 8, 8, 9, 9, 9

Cube B: 3, 4, 5, 5, 6, 7

DOMINO SORT

Sort these dominos according to the addition strategy you would use to calculate the total number of dots.



- Count On
- Use Doubles
- Make Ten

CONNECT ADDITION AND SUBTRACTION

Take or Tally

Player 1

Player 2

$13 - \underline{\quad\quad} = \underline{\quad\quad}$	$13 - \underline{\quad\quad} = \underline{\quad\quad}$
$12 - \underline{\quad\quad} = \underline{\quad\quad}$	$12 - \underline{\quad\quad} = \underline{\quad\quad}$
$11 - \underline{\quad\quad} = \underline{\quad\quad}$	$11 - \underline{\quad\quad} = \underline{\quad\quad}$
$10 - \underline{\quad\quad} = \underline{\quad\quad}$	$10 - \underline{\quad\quad} = \underline{\quad\quad}$
$9 - \underline{\quad\quad} = \underline{\quad\quad}$	$9 - \underline{\quad\quad} = \underline{\quad\quad}$
$8 - \underline{\quad\quad} = \underline{\quad\quad}$	$8 - \underline{\quad\quad} = \underline{\quad\quad}$
Tally	Tally

Cube A: 1, 2, 3, 1, 2, 3

Cube B: 7, 8, 9, 10, 11, 12